

Katana Australian Equity Fund

The Katana Australian Equity Fund (KAEF) is a long-only, actively managed investment fund that invests in Australian listed companies.

The fund has an overarching preoccupation with protecting your investment. The fund is comfortable to remain weighted in cash for extended periods until the right opportunities arise.


www.katanaasset.com


KAEF has out-performed the All Ords Index by **6.75%** per annum since inception (net of fees); a significant level of out-performance for over 19 years.

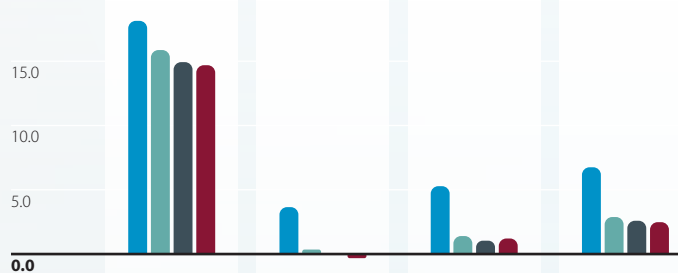
Consistent and strong out-performance

Since December 2005, the All Ordinaries Index has increased by only 91.5%. In comparison, KAEF has generated a total investment return of **579.7%**.

AS AT 31 DECEMBER 2025 (NET OF FEES)

		1 YEAR	3 YEAR	5 YEAR	SINCE INCEPTION (19 YEARS)
Katana per annum comparison					
ANNUAL RETURN					
All Ords Index	% pa	7.10	7.69	5.65	3.30
STW ASX200 ETF	% pa	9.38	10.99	9.54	7.18
ASX200 Accumulation	% pa	10.32	11.39	9.89	7.46
All Ords Accumulation Index	% pa	10.56	11.66	9.72	7.58
Katana Asset Management	% pa	25.25	11.33	10.94	10.06

Katana per annum out-performance



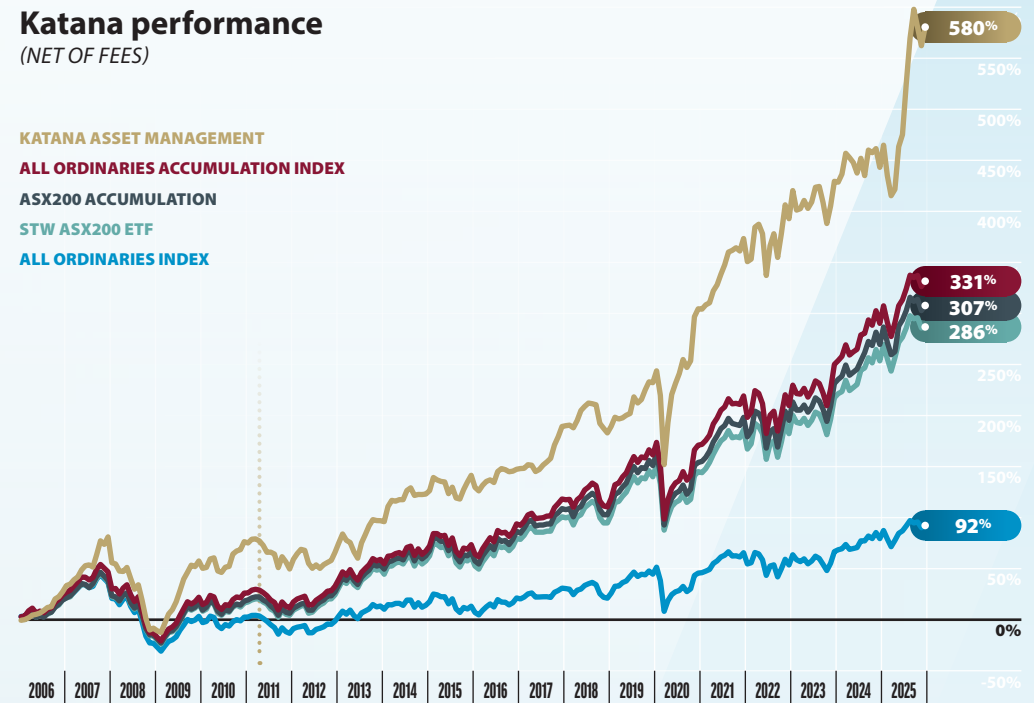
RELATIVE OUT-PERFORMANCE

v All Ords Index	% pa	18.14	3.65	5.28	6.75
v STW ASX200 ETF	% pa	15.87	0.35	1.40	2.88
v ASX200 Accumulation	% pa	14.93	-0.05	1.04	2.59
v All Ords Accumulation Index	% pa	14.69	-0.32	1.21	2.48

SINCE INCEPTION
(19 YEARS)

Katana performance (NET OF FEES)

KATANA ASSET MANAGEMENT
ALL ORDINARIES ACCUMULATION INDEX
ASX200 ACCUMULATION
STW ASX200 ETF
ALL ORDINARIES INDEX



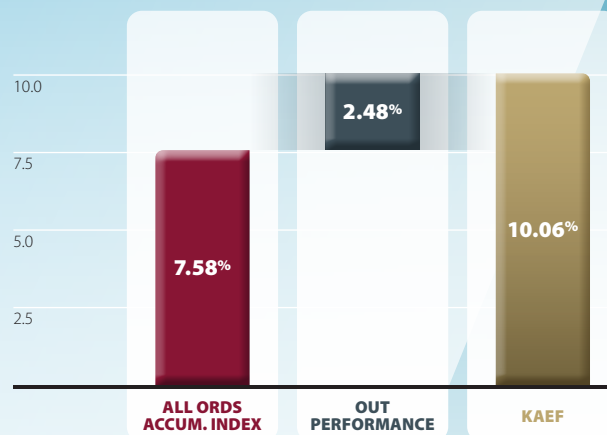
Katana performance since inception

(NET OF ALL FEES)

	KAEF	ALL ORDS ACCUM. INDEX	OUT PERFORMANCE
19 Years	10.06%	7.58%	2.48%
18 Years	7.60%	6.14%	1.46%
17 Years	12.44%	9.80%	2.64%
16 Years	9.54%	8.17%	1.37%
15 Years	9.38%	8.50%	0.88%
14 Years	11.38%	10.09%	1.29%
13 Years	11.42%	9.44%	1.98%
12 Years	10.85%	8.63%	2.22%
11 Years	10.64%	8.96%	1.68%
10 Years	10.89%	9.49%	1.39%
9 Years	11.87%	9.26%	2.61%
8 Years	11.26%	8.86%	2.39%
7 Years	13.32%	10.76%	2.56%
6 Years	12.66%	8.69%	3.98%
5 Years	10.94%	9.72%	1.21%
4 Years	9.48%	7.81%	1.67%
3 Years	11.33%	11.66%	-0.32%
2 Years	13.35%	11.00%	2.35%
1 Year	25.25%	10.56%	14.69%
Average	10.06%	7.58%	2.48%

Annual return - Past 19 years

(NET OF ALL FEES)



Lower risk profile

No gearing

No derivatives

No options, warrants, futures contracts or other derivatives

Highly diverse portfolio

55-65 stocks, rarely exceeding a maximum weighting of 3% per stock

High cash weighting

15-35% through the cycle

No currency, or off-shore risk

Only ASX listed equities

No short-selling

Highest level of alignment

Management team own just over 20% of Funds under Management

Downside protection

Over the medium term, KAEF has outperformed approximately 70% of the time in down months

APIR Code

KTA0002AU

Minimum investment

\$25,000

Research rating (SQM)

SUPERIOR

★★★★☆

High investment grade

Invest in a meeting today

Phone 0481 336 482

Email info@katanaasset.com



**MONEY MANAGEMENT
FUND MANAGER
OF THE YEAR 2021**

AUSTRALIA'S FIRST INDEPENDENT AND WHOLE-OF-MARKET AWARDS

SHORTLIST

Australian Large Cap Equities



FINALIST

Australian Equities
Large Cap

FINANCIAL NEWSWIRE SQM RESEARCH