

# Katana Australian Equity Fund

The Katana Australian Equity Fund (KAEF) is a long-only, actively managed investment fund that invests in Australian listed companies.

The fund has an overarching preoccupation with protecting your investment. The fund is comfortable to remain weighted in cash for extended periods until the right opportunities arise.



[www.katanaasset.com](http://www.katanaasset.com)



KAEF has out-performed the All Ords Index by **6.41%** per annum since inception (net of fees); a significant level of out-performance for over 18 years.


## Consistent and strong out-performance

Since December 2005, the All Ordinaries Index has increased by only 78.9%. In comparison, KAEF has generated a total investment return of **457.0%**.

AS AT 31 OCTOBER 2024 (NET OF FEES)

		1 YEAR	3 YEAR	5 YEAR	SINCE INCEPTION (18 YEARS)
<b>Katana per annum comparison</b>					
ANNUAL RETURN					
All Ords Index	% pa	20.88	3.31	4.46	3.14
STW ASX200 ETF	% pa	24.77	7.99	8.11	7.10
ASX200 Accumulation	% pa	25.20	8.10	8.22	7.37
All Ords Accumulation Index	% pa	25.36	7.56	8.45	7.46
Katana Asset Management	% pa	14.18	6.27	11.35	9.55

### Katana per annum out-performance



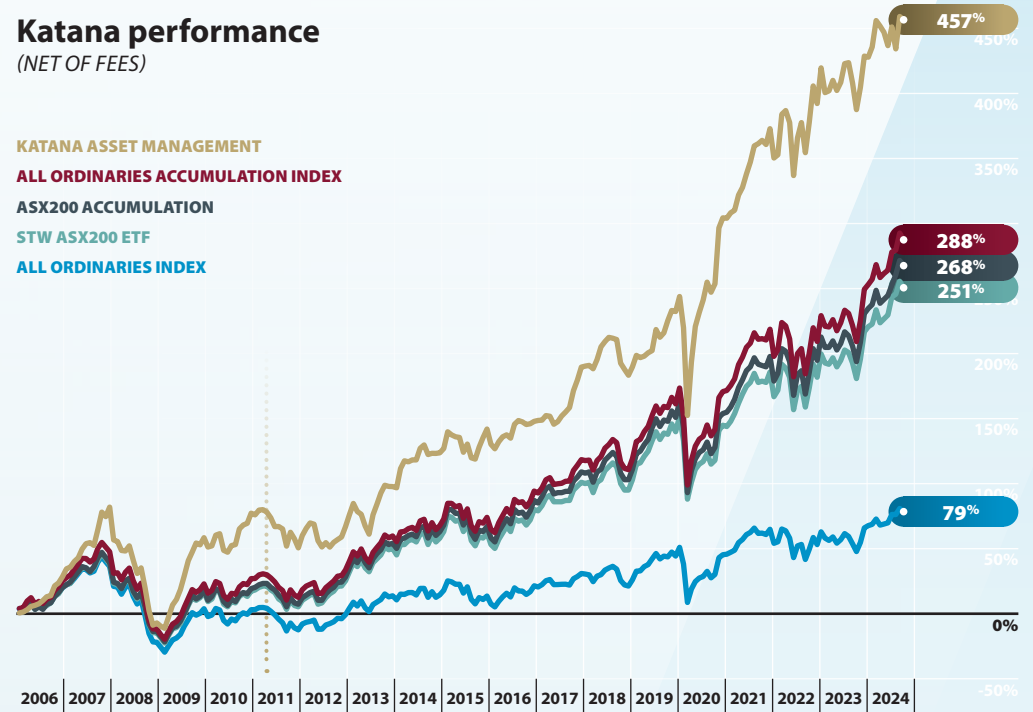
RELATIVE OUT-PERFORMANCE

v All Ords Index	% pa	-6.70	2.96	6.90	6.41
v STW ASX200 ETF	% pa	-10.59	-1.72	3.24	2.45
v ASX200 Accumulation	% pa	-11.03	-1.83	3.13	2.18
v All Ords Accumulation Index	% pa	-11.18	-1.29	2.90	2.09

SINCE INCEPTION (18 YEARS)

### Katana performance (NET OF FEES)

KATANA ASSET MANAGEMENT  
 ALL ORDINARIES ACCUMULATION INDEX  
 ASX200 ACCUMULATION  
 STW ASX200 ETF  
 ALL ORDINARIES INDEX



Notes: Inception date Katana Capital January 2006. Returns quoted net of fees pre-tax. From 1st July 2011 performance data Katana Australian Equity Fund Vehicle. Past performance is not necessarily indicative of future performance. Source: Katana Asset Management Ltd; IRESS

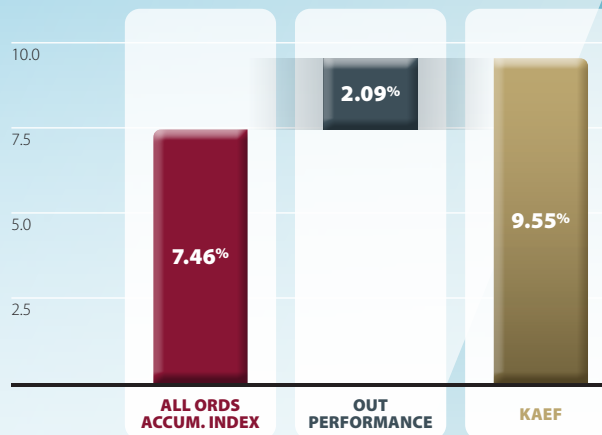
## Katana performance since inception

(NET OF ALL FEES)

	KAEF	ALL ORDS ACCUM. INDEX	OUT PERFORMANCE
18 Years	9.55%	7.46%	2.09%
17 Years	6.95%	5.56%	1.39%
16 Years	11.19%	9.21%	1.99%
15 Years	8.95%	8.38%	0.57%
14 Years	8.94%	8.55%	0.39%
13 Years	9.95%	9.58%	0.37%
12 Years	11.15%	9.64%	1.51%
11 Years	9.83%	8.36%	1.47%
10 Years	9.58%	8.61%	0.97%
9 Years	10.44%	9.55%	0.89%
8 Years	10.79%	9.92%	0.87%
7 Years	10.82%	9.15%	1.66%
6 Years	11.33%	10.20%	1.13%
5 Years	11.35%	8.45%	2.90%
4 Years	12.02%	12.55%	-0.53%
3 Years	6.27%	7.56%	-1.29%
2 Years	7.91%	13.57%	-5.66%
1 Year	14.18%	25.36%	-11.18%
<b>Average</b>	<b>9.55%</b>	<b>7.46%</b>	<b>2.09%</b>

## Annual return - Past 18 years

(NET OF ALL FEES)



### Lower risk profile

**No gearing**

**No derivatives**

No options, warrants, futures contracts or other derivatives

**Highly diverse portfolio**

55-65 stocks, rarely exceeding a maximum weighting of 3% per stock

**High cash weighting**

15-35% through the cycle

**No currency, or off-shore risk**

Only ASX listed equities

**No short-selling**

**Highest level of alignment**

Management team own just over 20% of Funds under Management

**Downside protection**

Over the medium term, KAEF has outperformed 74% of the time in down months

**APIR Code**

**KTA0002AU**

**Minimum investment**

**\$25,000**

**Research rating (SQM)**

**SUPERIOR**  
★★★★☆

**High investment grade**

**Invest in a meeting today**

Phone **0481 336 482**

Email [info@katanaasset.com](mailto:info@katanaasset.com)



**MONEY MANAGEMENT**  
**FUND MANAGER OF THE YEAR 2021**

AUSTRALIA'S FIRST INDEPENDENT AND WHOLE-OF-MARKET AWARDS

**SHORTLIST**

Australian Large Cap Equities



**FINALIST**  
Australian Equities Large Cap



[www.katanaasset.com](http://www.katanaasset.com)  
08 9320 4733  
102 Forrest Street  
Cottesloe WA 6011

ACN 106 327 495  
AFSL 288 412

Copyright © 2024 Katana Asset Management Ltd. All rights reserved / All investment returns quoted are pre-tax but NET of all fees / The information provided in this brochure is intended for general use only. The information provided does not constitute financial advice. Under no circumstances should investments be based on the information herein / Please be aware that investing in (any asset) involves the risk of capital loss, and that past performance is not necessarily indicative of future performance / Quoted returns include predecessor fund from January 2006 to March 2011.