

# Katana Australian Equity Fund

The Katana Australian Equity Fund (KAEF) is a long-only, actively managed investment fund that invests in Australian listed companies.

The fund has an overarching preoccupation with protecting your investment. The fund is comfortable to remain weighted in cash for extended periods until the right opportunities arise.



[www.katanaasset.com](http://www.katanaasset.com)



KAEF has out-performed the All Ords Index by **6.88%** per annum since inception (net of fees); a significant level of out-performance for over 18 years.

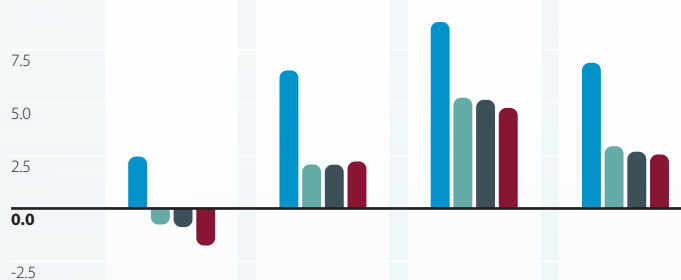
## Consistent and strong out-performance

Since December 2005, the All Ordinaries Index has increased by only 68.5%. In comparison, KAEF has generated a total investment return of **452.2%**.

AS AT 30 APRIL 2024 (NET OF FEES)

		1 YEAR	3 YEAR	5 YEAR	SINCE INCEPTION (18 YEARS)
<b>Katana per annum comparison</b>					
ANNUAL RETURN					
All Ords Index	% pa	5.75	2.85	4.33	2.89
STW ASX200 ETF	% pa	8.95	7.29	7.90	6.83
ASX200 Accumulation	% pa	9.07	7.30	8.00	7.09
All Ords Accumulation Index	% pa	9.94	7.15	8.38	7.22
Katana Asset Management	% pa	8.19	9.37	13.13	9.77

### Katana per annum out-performance



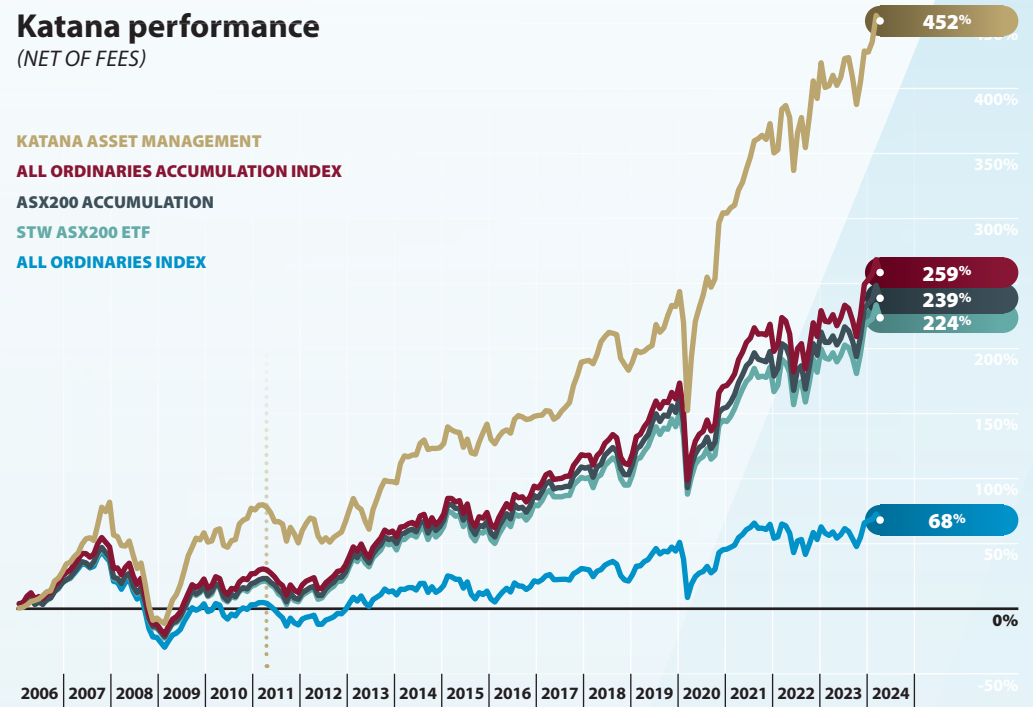
RELATIVE OUT-PERFORMANCE

v All Ords Index	% pa	2.45	6.52	8.81	6.88
v STW ASX200 ETF	% pa	-0.76	2.08	5.23	2.94
v ASX200 Accumulation	% pa	-0.88	2.07	5.13	2.68
v All Ords Accumulation Index	% pa	-1.75	2.22	4.75	2.55

SINCE INCEPTION (18 YEARS)

### Katana performance (NET OF FEES)

KATANA ASSET MANAGEMENT  
 ALL ORDINARIES ACCUMULATION INDEX  
 ASX200 ACCUMULATION  
 STW ASX200 ETF  
 ALL ORDINARIES INDEX



Notes: Inception date Katana Capital January 2006. Returns quoted net of fees pre-tax. From 1st July 2011 performance data Katana Australian Equity Fund Vehicle. Past performance is not necessarily indicative of future performance. Source: Katana Asset Management Ltd; IRESS

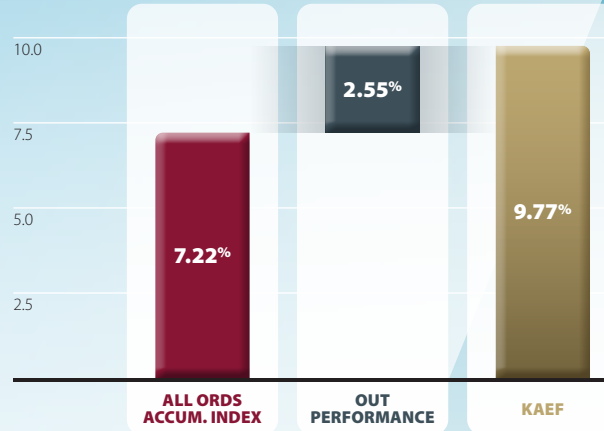
## Katana performance since inception

(NET OF ALL FEES)

	KAEF	ALL ORDS ACCUM. INDEX	OUT PERFORMANCE
18 Years	9.77%	7.22%	2.55%
17 Years	8.29%	5.79%	2.50%
16 Years	8.58%	6.47%	2.11%
15 Years	11.61%	9.52%	2.08%
14 Years	9.19%	7.95%	1.24%
13 Years	9.11%	8.14%	0.96%
12 Years	10.39%	9.28%	1.11%
11 Years	10.94%	8.28%	2.67%
10 Years	9.81%	8.06%	1.75%
9 Years	9.91%	7.83%	2.08%
8 Years	11.22%	9.36%	1.86%
7 Years	11.88%	8.36%	3.52%
6 Years	10.99%	8.68%	2.31%
5 Years	13.13%	8.38%	4.75%
4 Years	17.14%	13.29%	3.85%
3 Years	9.37%	7.15%	2.22%
2 Years	6.47%	5.64%	0.83%
1 Year	8.19%	9.94%	-1.75%
<b>Average</b>	<b>9.77%</b>	<b>7.22%</b>	<b>2.55%</b>

## Annual return - Past 18 years

(NET OF ALL FEES)



### Lower risk profile

#### No gearing

#### No derivatives

No options, warrants, futures contracts or other derivatives

#### Highly diverse portfolio

55-65 stocks, rarely exceeding a maximum weighting of 3% per stock

#### High cash weighting

15-35% through the cycle

#### No currency, or off-shore risk

Only ASX listed equities

#### No short-selling

#### Highest level of alignment

Management team own just over 20% of Funds under Management

#### Downside protection

Over the medium term, KAEF has outperformed 76.2% of the time in down months

### APIR Code

KTA0002AU

### Minimum investment

\$25,000

### Research rating (SQM)

**SUPERIOR**

★★★★☆

High investment grade

### Invest in a meeting today

Phone 0481 336 482

Email [info@katanaasset.com](mailto:info@katanaasset.com)



MONEY MANAGEMENT  
**FUND MANAGER  
OF THE YEAR 2021**

AUSTRALIA'S FIRST INDEPENDENT AND WHOLE-OF-MARKET AWARDS

### SHORTLIST

Australian Large Cap Equities



**FINALIST**

Australian Equities  
Large Cap

FINANCIAL NEWSWIRE SQM RESEARCH