

# KATANA AUSTRALIAN EQUITY FUND

(MANAGED FUND)

The Katana Australian Equity Fund (KAEF) is a long-only, actively managed investment fund that invests in a range of Australian listed companies.

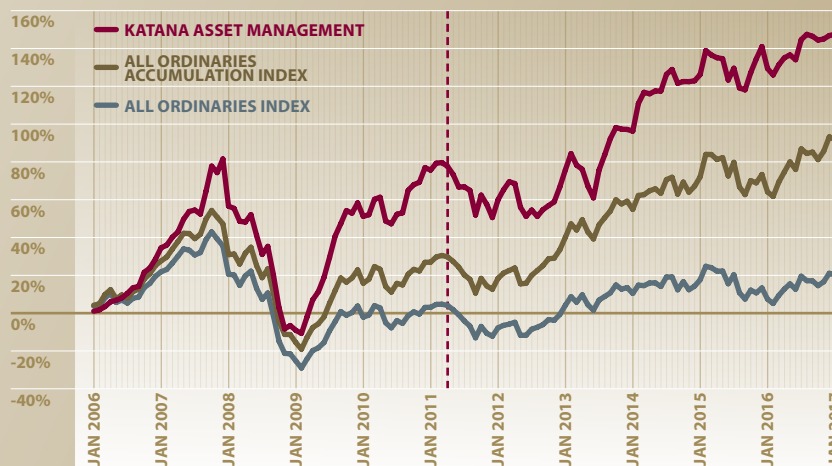
Katana focuses on generating returns through unique insights into investment ideas while striving to act in unison with the market. Flexibility within the boundaries of our risk framework and rigorous investment process allows us to maximise investor returns without constraint on size, sector or thematic.

Our fund has an overarching preoccupation with protecting your investment. We are comfortable to remain weighted in cash for extended periods until the right opportunities arise.

The Katana Australian Equity Fund (KAEF) was established in April 2011. Whilst relatively new, KAEF replicates the Katana Capital Ltd fund but with the convenience of a traditional managed fund structure.

## Katana Performance versus All Ordinaries & Accumulation Index (NET OF FEES)

Since Inception



Notes: Inception date Katana Capital January 2006. Returns quoted net of fees pre-tax. From 1st July 2011 performance data Katana Australian Equity Fund Vehicle. Past performance is not necessarily indicative of future performance.

Source: Katana Asset Management Ltd; IRESS

Wouldn't you feel better knowing that your money is being managed by a team of professional investors with 100+ years of combined investment experience?

Since Katana/KAEF were established, the All Ordinaries Index has increased by a miserly **20.5%**.

The Katana Australian Equity Fund (and its predecessor) generated a total investment return of **148.5%** over the same period. This is a very significant out-performance.



KATANA  
ASSET MANAGEMENT LTD

[www.katanaasset.com](http://www.katanaasset.com)

KATANA ASSET MANAGEMENT LTD ACN 106 327 495 AFSL 288 412  
Level 16, 140 St Georges Terrace, Perth WA 6000

## Consistent and Strong Out-Performance

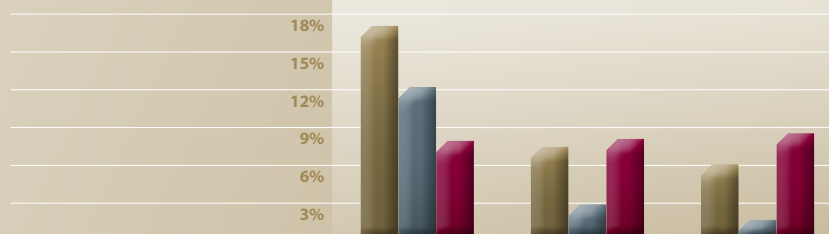
Since inception, KAEF has out-performed the All Ords Index by **6.86%** per annum net of fees.

This is a significant level of out-performance over all time frames: short, medium and long term.

## Katana versus All Ordinaries & Accumulation Index per annum comparison (NET OF FEES)

as at 31st January 2017

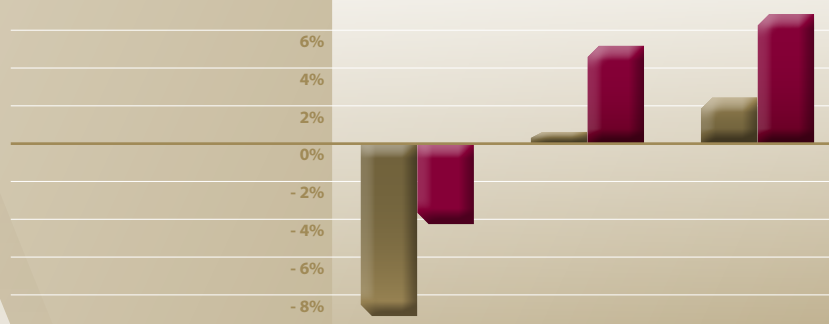
ANNUAL RETURN	pa	1 YEAR	3 YEAR	SINCE INCEPTION
All Ords Accumulation Index	%	<b>17.09</b>	<b>7.49</b>	<b>6.10</b>
All Ords Index	%	<b>12.23</b>	<b>2.92</b>	<b>1.70</b>
<b>Katana Asset Management</b>	<b>%</b>	<b>7.97</b>	<b>8.12</b>	<b>8.56</b>



## Katana versus All Ordinaries & Accumulation Index per annum out-performance (NET OF FEES)

as at 31st January 2017

RELATIVE OUT-PERFORMANCE	pa	1 YEAR	3 YEAR	SINCE INCEPTION
v All Ords Accumulation Index	%	<b>-9.12</b>	<b>0.63</b>	<b>2.46</b>
<b>v All Ords Index</b>	<b>%</b>	<b>-4.26</b>	<b>5.19</b>	<b>6.86</b>



Notes: Inception date Katana Capital January 2006. Returns quoted net of fees pre-tax. From 1st July 2011 performance data Katana Australian Equity Fund Vehicle. Past performance is not necessarily indicative of future performance.

Source: Katana Asset Management Ltd; IRESS

## Invest in a meeting today

PHONE 08 9220 9888

EMAIL [info@katanaasset.com](mailto:info@katanaasset.com)

ADAM 0447 170 079

ALLCOCK [aallcock@katanaasset.com](mailto:aallcock@katanaasset.com)



[www.katanaasset.com](http://www.katanaasset.com)

Copyright © 2017 Katana Asset Management Ltd. All rights reserved.

The information provided in this document is intended for general use only. The information provided does not constitute financial advice. Under no circumstances should investments be based on the information herein.

Please be aware that investing in (any asset) involves the risk of capital loss, and that past performance is not necessarily indicative of future performance.

All investment returns quoted are net of fees but pre-tax.

KATANA ASSET MANAGEMENT LTD ACN 106 327 495 AFSL 288 412  
Level 16, 140 St Georges Terrace, Perth WA 6000