

Katana Australian Equity Fund

The Katana Australian Equity Fund (KAEF) is a long-only, actively managed investment fund that invests in a range of Australian listed companies.

Katana focuses on generating returns through unique insights into investment ideas while striving to act in unison with the market. Flexibility within the boundaries of our risk framework and rigorous investment process allows us to maximise investor returns without constraint on size, sector or thematic.

Our fund has an overarching preoccupation with protecting your investment. We are comfortable to remain weighted in cash for extended periods until the right opportunities arise.

Since Katana/KAEF were established, the All Ordinaries Index has increased by only **25.6%**.

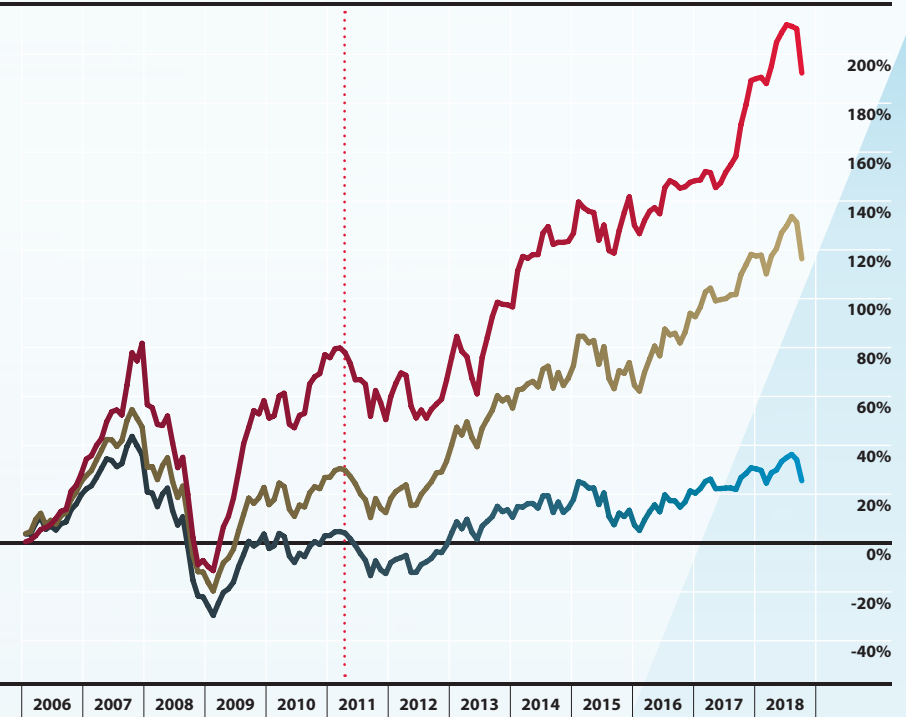
The Katana Australian Equity Fund (and its predecessor) generated a total investment return of **192.6%** since inception in December 2005. This is a significant out-performance.

Katana Performance versus All Ordinaries & Accumulation Index

(NET OF FEES)

Since Inception

KATANA ASSET MANAGEMENT
ALL ORDINARIES ACCUMULATION INDEX
ALL ORDINARIES INDEX



The Katana Australian Equity Fund (KAEF) was established in April 2011. Whilst relatively new, KAEF replicates the investment philosophy of the Katana Capital Ltd fund, simply with a different structure – the convenience of a traditional managed fund structure.

Wouldn't you feel better knowing that your money is being managed by a team of professional investors with 100+ years of combined investment experience?



Consistent and Strong Out-Performance

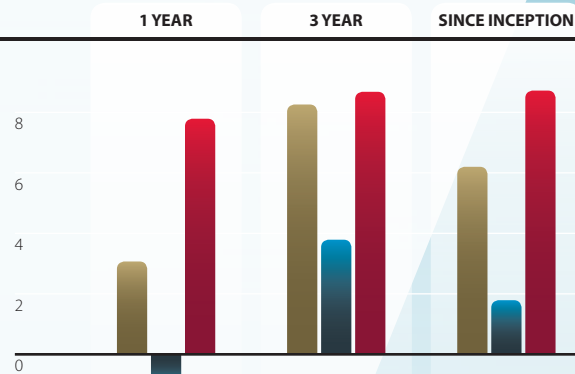
Since inception, KAEF has out-performed the All Ords Index by **6.93%** per annum net of fees.

This is a significant level of out-performance, even as the market rises and falls, since inception over a decade ago.

Katana versus All Ordinaries & Accumulation Index per annum comparison

(NET OF FEES)

as at 31 October 2018



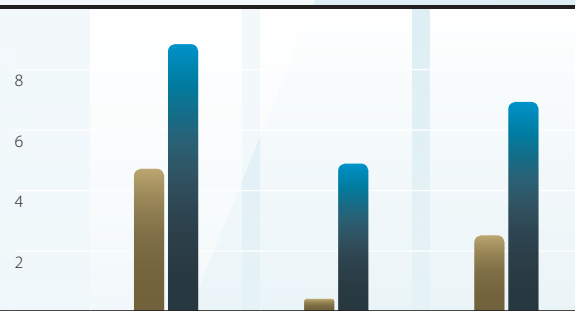
ANNUAL RETURN

	% pa	1 YEAR	3 YEAR	SINCE INCEPTION
All Ords Accumulation Index	% pa	3.07	8.26	6.20
All Ords Index	% pa	-1.06	3.79	1.79
Katana Asset Management	% pa	7.79	8.68	8.72

Katana versus All Ordinaries & Accumulation Index per annum out-performance

(NET OF FEES)

as at 31 October 2018



RELATIVE OUT-PERFORMANCE

	% pa	1 YEAR	3 YEAR	SINCE INCEPTION
v All Ords Accumulation Index	% pa	4.72	0.42	2.52
v All Ords Index	% pa	8.84	4.89	6.93

Notes: Inception date Katana Capital January 2006. Returns quoted net of fees pre-tax. From 1st July 2011 performance data Katana Australian Equity Fund Vehicle. Past performance is not necessarily indicative of future performance.

Source: Katana Asset Management Ltd; IRESS

NOVEMBER 2018

Katana Australian Equity Fund

MANAGED FUND

Invest in a meeting today

Phone 08 9220 9888

Email info@katanaasset.com

Damen Purcell 0423 529 078
dpurcell@katanaasset.com



KATANA
ASSET MANAGEMENT LTD

www.katanaasset.com



KATANA ASSET MANAGEMENT LTD ACN 106 327 495 AFSL 288 412
Level 16, 140 St Georges Terrace, Perth WA 6000

Copyright © 2018 Katana Asset Management Ltd. All rights reserved.

The information provided in this brochure is intended for general use only. The information provided does not constitute financial advice. Under no circumstances should investments be based on the information herein.

Please be aware that investing in (any asset) involves the risk of capital loss, and that past performance is not necessarily indicative of future performance.

All investment returns quoted are pre-tax and pre-fees and calculated on an annualised basis.